



Cat / Camel

On hands and knees.
Let stomach muscles relax and spine sag down as you exhale.
Suck stomach muscles up and in and arch spine up toward the ceiling like a 'mad cat' while inhaling.
Lower back down and repeat.
Move within your pain free range of motion.

Sets:	
Reps:	
Weight:	
Hold:	
Rest:	

- 1 2 3 4 5 6 7
- 8 9 10 11 12 13 14
- 15 16 17 18 19 20 21
- 22 23 24 25 26 27 28
- 29 30 31

Notes:



Wall Squats

Stand with back against a wall, feet in front and slightly wider than shoulder width apart.
Maintain abdominal hollow and keep lumbar spine in a neutral position throughout exercise.
Cross arms in front and lower body down wall, knees should not bend past 90°.
Slowly raise body up to starting position.

Sets:	
Reps:	
Weight:	
Hold:	
Rest:	

- 1 2 3 4 5 6 7
- 8 9 10 11 12 13 14
- 15 16 17 18 19 20 21
- 22 23 24 25 26 27 28
- 29 30 31

Notes:



Forward Lunge

Stand tall maintaining readiness position.
Step forward with one foot (longer than a normal stride, heel/toe).
Keeping upper body upright, slowly lower body down until back knee almost touches the floor.
Front knee should not bend past 90°.
With control, return to starting position.

Sets:	
Reps:	
Weight:	
Hold:	
Rest:	

- 1 2 3 4 5 6 7
- 8 9 10 11 12 13 14
- 15 16 17 18 19 20 21
- 22 23 24 25 26 27 28
- 29 30 31

Notes:

To challenge core stability and improve single leg strength.



Sumo Squat

Standing with legs slightly wider than the shoulders. Hold a dumbbell between the legs and squat down keeping the spine neutral.

Sets:	
Reps:	
Weight:	
Hold:	
Rest:	

- 1 2 3 4 5 6 7
- 8 9 10 11 12 13 14
- 15 16 17 18 19 20 21
- 22 23 24 25 26 27 28
- 29 30 31

Notes:



Bridge One Leg Dips

From the bridge position, maintain pelvic tilt and abdominal brace. Raise and extend one leg out until it is straight. With control, slowly lower pelvis down to floor and raise back up to the starting position.

For glute recruitment and core strength.

Sets:	
Reps:	
Weight:	
Hold:	
Rest:	

- 1 2 3 4 5 6 7
- 8 9 10 11 12 13 14
- 15 16 17 18 19 20 21
- 22 23 24 25 26 27 28
- 29 30 31

Notes:



Calf raise

Stand with balls of feet on edge of step. Raise up on toes squeezing the calf muscles for a few seconds. Return to start

Sets:	
Reps:	
Weight:	
Hold:	
Rest:	

- 1 2 3 4 5 6 7
- 8 9 10 11 12 13 14
- 15 16 17 18 19 20 21
- 22 23 24 25 26 27 28
- 29 30 31

Notes:



Straight Leg Dead Lift

Taking a shoulder width, overhand grip on a barbell, bend forward at the hip under control keeping the knees and back straight until hamstrings become tight. Return to starting position by extending the hip and coming to a stand. Avoid rounding the back, and don't bounce at the bottom of the movement.

Sets:	2-3
Reps:	2x
Weight:	
Hold:	15 sec
Rest:	
2x/day	

- 1 2 3 4 5 6 7
- 8 9 10 11 12 13 14
- 15 16 17 18 19 20 21
- 22 23 24 25 26 27 28
- 29 30 31

Notes:



Pike

Place toes on ball and assume a push up position. Keeping a neutral spine pull the ball in while elevating your glutes in the air. Bring toes in towards chest. Do not round your back.

Sets:	2-3
Reps:	2x
Weight:	
Hold:	15 sec
Rest:	
2x/day	

- 1 2 3 4 5 6 7
- 8 9 10 11 12 13 14
- 15 16 17 18 19 20 21
- 22 23 24 25 26 27 28
- 29 30 31

Notes:




upward cable chop

Keeping abdominals tight and neutral spine. Twist from trunk while pulling arms upward. Move through the hips and don't twist the low back. Repeat

Sets:	2-3
Reps:	2x
Weight:	
Hold:	15 sec
Rest:	
2x/day	

- 1 2 3 4 5 6 7
- 8 9 10 11 12 13 14
- 15 16 17 18 19 20 21
- 22 23 24 25 26 27 28
- 29 30 31

Notes:



One Arm Overhead DB Squat

Perform squat keeping DB overhead and shoulder depressed. Keep a neutral spine and braced core.

Sets:	
Reps:	
Weight:	
Hold:	
Rest:	

- 1 2 3 4 5 6 7
- 8 9 10 11 12 13 14
- 15 16 17 18 19 20 21
- 22 23 24 25 26 27 28
- 29 30 31

Notes:




Push Pull

Start in split leg position with knees bent One hand should be in cable press position the other hand should be in cable row position at the same time perform a row and a press keeping core tight and head and chest up

Sets:	2-3
Reps:	2x
Weight:	
Hold:	15 sec
Rest:	
2x/day	

- 1 2 3 4 5 6 7
- 8 9 10 11 12 13 14
- 15 16 17 18 19 20 21
- 22 23 24 25 26 27 28
- 29 30 31

Notes:



Corkscrew

With med ball, extend left leg back while twisting trunk to the right. Raise left leg with knee up and twist trunk to the left. Return to starting position. Repeat with opposite leg. Maintain neutral spine through entire movement.

Sets:	2-3
Reps:	2x
Weight:	
Hold:	15 sec
Rest:	
2x/day	

- 1 2 3 4 5 6 7
- 8 9 10 11 12 13 14
- 15 16 17 18 19 20 21
- 22 23 24 25 26 27 28
- 29 30 31

Notes:



Squat and Row

Start holding a straight bar, squat down and row cable inward toward body simultaneously. Keep elbows close to the body. Return to start.

Sets:	2-3
Reps:	2x
Weight:	
Hold:	15 sec
Rest:	
2x/day	

- 1 2 3 4 5 6 7
- 8 9 10 11 12 13 14
- 15 16 17 18 19 20 21
- 22 23 24 25 26 27 28
- 29 30 31

Notes:



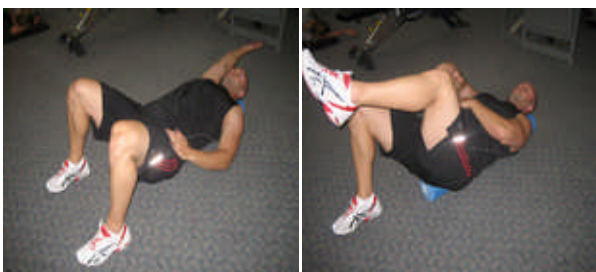
Side Plank

Lie on side, resting on elbow. Make sure elbow is directly underneath shoulder. Lift hips off floor and hold body up in a straight line. Keep abdominals tight and neutral spine. Hold

Sets:	
Reps:	
Weight:	
Hold:	
Rest:	

- 1 2 3 4 5 6 7
- 8 9 10 11 12 13 14
- 15 16 17 18 19 20 21
- 22 23 24 25 26 27 28
- 29 30 31

Notes:



Dead Bug w/ Foam Roller

on a foam roller touch opposite arm to leg concentrate on a neutral spine and dont let roller move

Sets:	
Reps:	
Weight:	
Hold:	
Rest:	

- 1 2 3 4 5 6 7
- 8 9 10 11 12 13 14
- 15 16 17 18 19 20 21
- 22 23 24 25 26 27 28
- 29 30 31

Notes: